

OCTOBER
2017

MINNEHAHA COUNTY (S.D.) HOMELESS ADVISORY BOARD HUNGER REPORT

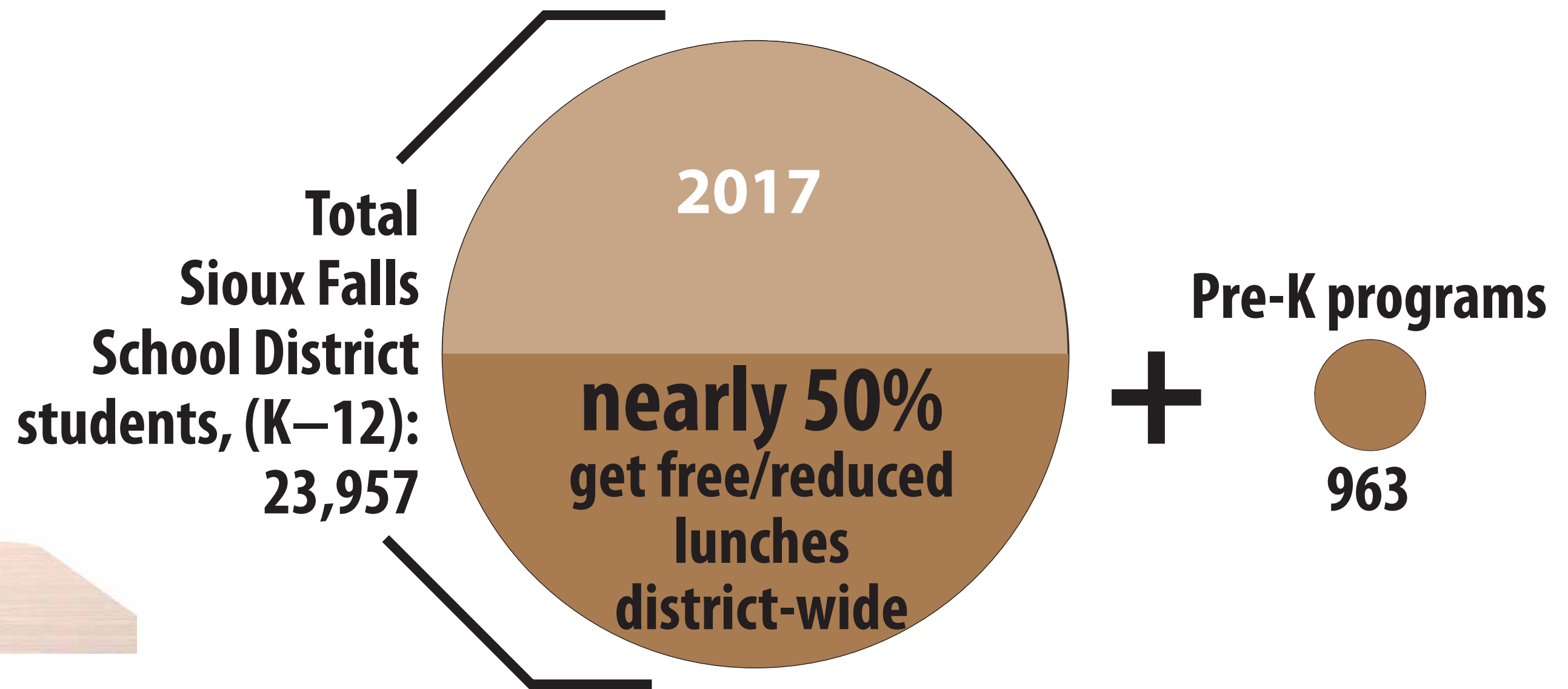


EVERY DAY IN SOUTH DAKOTA,
106,646 PEOPLE
↓ risk going hungry
68% of those must choose between paying
for **FOOD -or- UTILITIES!**

MINNEHAHA COUNTY
17,816 PEOPLE
(INCL. 8,400 CHILDREN)
RELY ON
SNAP
SUPPLEMENTAL NUTRITION ASSISTANCE PROGRAM


2017 Sioux Falls area
median income: \$76,800
2017 federal poverty
income guidelines
Individual: \$12,060/year
Family of Four: \$24,600/year

Sioux Falls School District Free/Reduced Lunches




The Banquet

Banquet West (Fairgrounds)



11,252 meals
through September 2017,
2 nights/week,
averaging 180 people per meal

Downtown

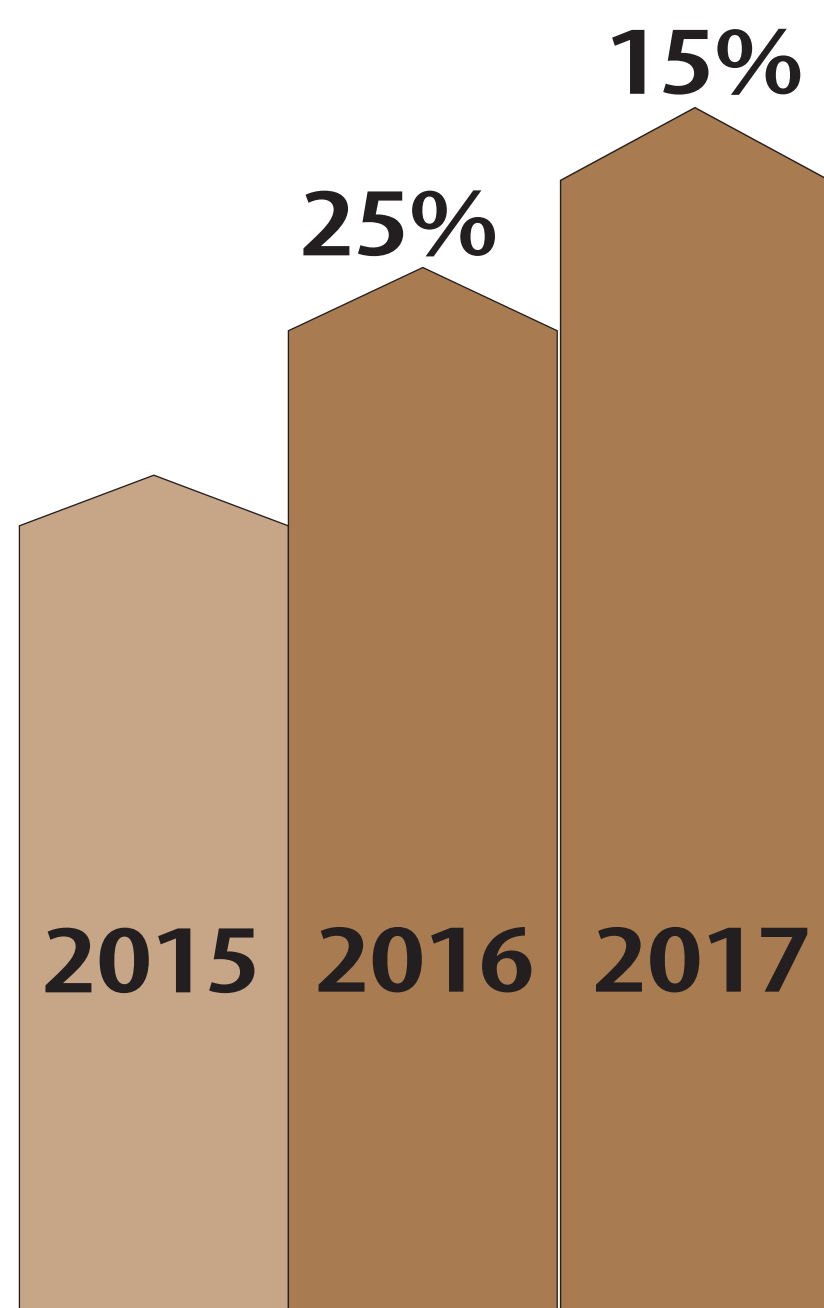


127,772 meals
through September 2017
17,527 of these served to children
(ages 12 or younger)

Backpacks of
school supplies
5,700
backpacks given
(so far this school year)
via Project S.O.S.



Feeding South Dakota/Food Pantry



15%
increase
in number of
people being
served in past
year

Backpacks of
food
3,000
given each
week!



Backpacks provide weekend nutrition
to children in Sioux Falls area


MINNEHAHA COUNTY (S.D.) HOMELESS ADVISORY BOARD
HOMELESSNESS REPORT
YOUTH



Homeless Students identified in the Sioux Falls School District
as of 10/24/17 (since school started on September 5)

438 youth in 220 families
18 unaccompanied youth

60 fewer students than last year, but same number as 2015



each shape represents about 10 homeless youth

unaccompanied ▲

Homeless Students identified
by Volunteers of America, Dakotas
Contacted in street outreach
226 homeless youth ages 16–21
(unduplicated) contacted in
fiscal year 2017

RUNAWAY YOUTH

Nationally, 1 in 7 youth run away from home every year.
Higher rates of abuse were reported in 2016.
The National Runaway Safeline had **119 calls from South Dakota.**

**Minnehaha County Department
of Human Services**

HOMELESS APPLICATIONS

January to September 30, 2017
(unduplicated)

798 without children

348 with children

1,187 total applications

down slightly from 1,258 last year

Total DUPLICATED applications to County:
5,022 (58.7 percent female)

**Southeastern Behavioral Health
October 2017 Information**

- Enrolled **273** homeless individuals who met “severely mentally ill” criteria.
- Over 60 percent have substance abuse disorders.

DISABLED

Nationally, 37 percent of all homeless individuals have a disability.
In South Dakota, 29.4 percent of individuals with disabilities live below the poverty line.

VETERANS

338 veterans served in the Sioux Falls area in the homeless outreach and prevention programs with the Veterans Administration in FY 2017.

130 veterans identified as homeless during the statewide annual point-in-time count in January 2017



SHELTERS

Bishop Dudley Hospitality House as of October 2017.
1,367 unduplicated guests

St. Francis House as of October 26, 2017
319 total unduplicated guests (159 men and 160 women).
94% have a chemical dependency issue and **49%** report mental health issues.

Union Gospel Mission
17,093 nights of lodging through August 31, 2017, averaging about 70 guests per night.
62,357 meals provided during same time.

Children’s Inn (domestic violence shelter) through September 2017
1,047 women and children shelter guests (11,643 total shelter/days)

Domestic violence note: CASA (Court Appointed Special Advocates) had 188 children assigned through October 25, which is 46 more than the same time as last year indicating a significant increase in the number of children experiencing repeated abuse and/or neglect.

Housing

On a very positive note, South Dakota ranks 49th out of 50 for most affordable housing according to National Low Income Housing Coalition

“Affordable housing” typically means a person is paying no more than 30 percent of their income toward their monthly rent. At 2018 Fair Market Rent (FMR), a person needs to earn approximately \$12.30 per hour for a one-bedroom unit and \$15.02 per hour for a two-bedroom unit.



Cost of a Rental Unit in Sioux Falls

Final FY 2018 Fair Market Rents by Unit Bedrooms
Efficiency 1-Bedroom 2-Bedroom 3-Bedroom 4-Bedroom

	Efficiency	1-Bedroom	2-Bedroom	3-Bedroom	4-Bedroom
Final FY 2018 FMR	\$535	\$639	\$781	\$1,045	\$1,217
Final FY 2017 FMR	\$543	\$655	\$811	\$1,098	\$1,296

Housing Choice (Section 8) Voucher WAIT LIST as of October 4

30 PERCENT OR LESS OF MEDIAN INCOME
1,774 households

30 TO 50 PERCENT OF MEDIAN INCOME
392 households

—2,166 households total—

Wait list tops four years for someone to receive this vital housing assistance through Sioux Falls Housing and Development Commission.

